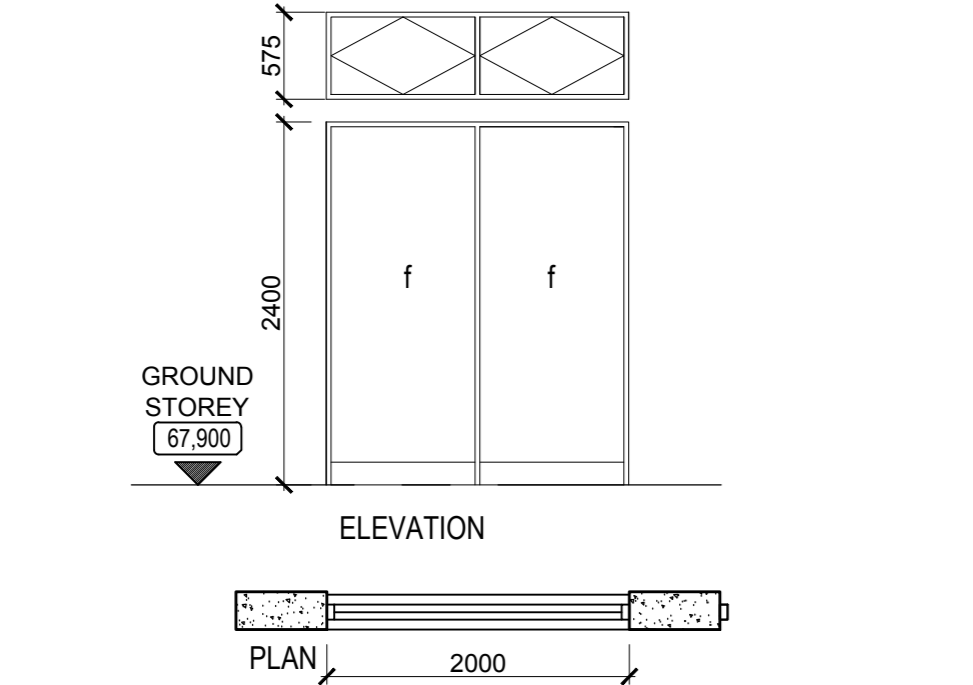
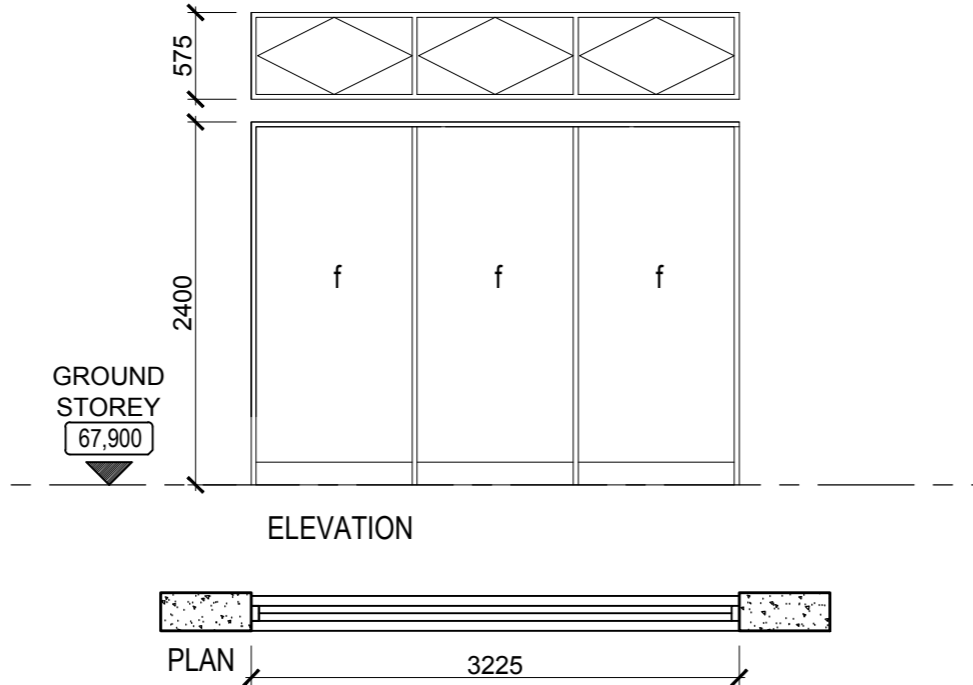
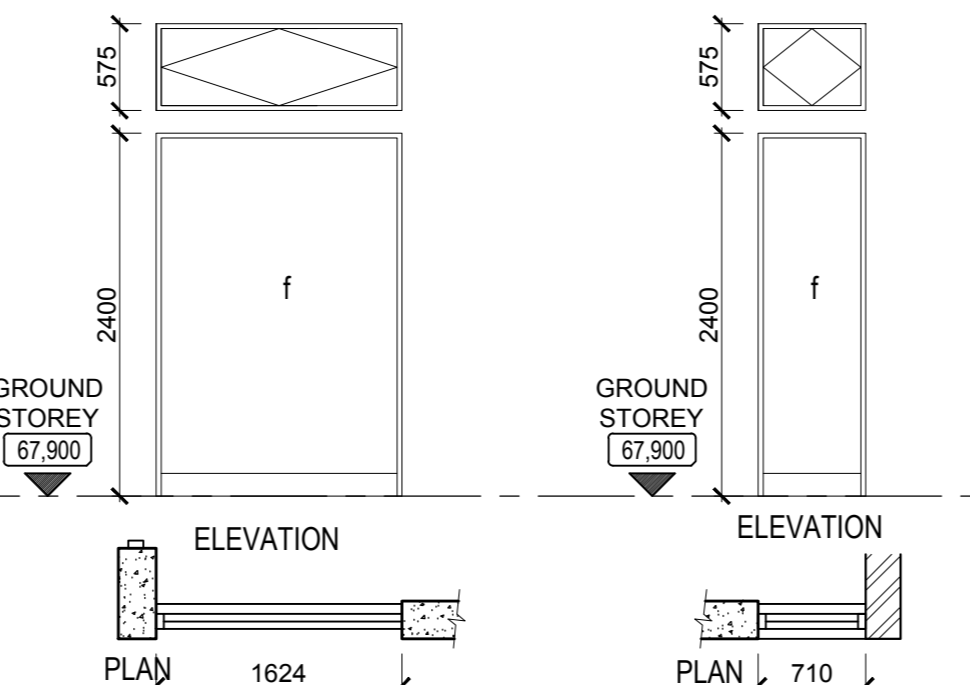
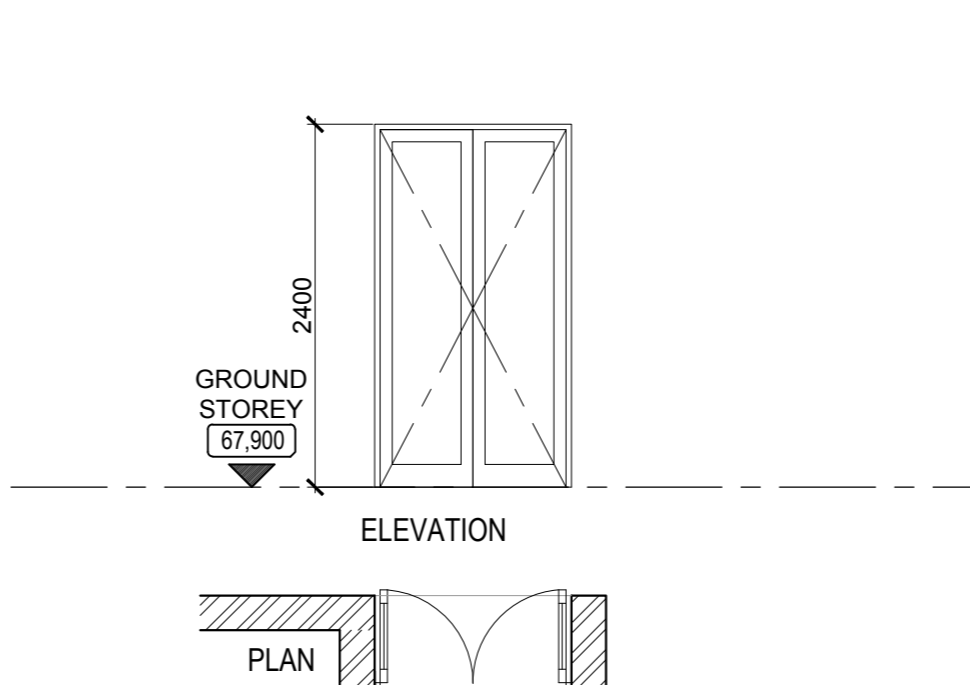
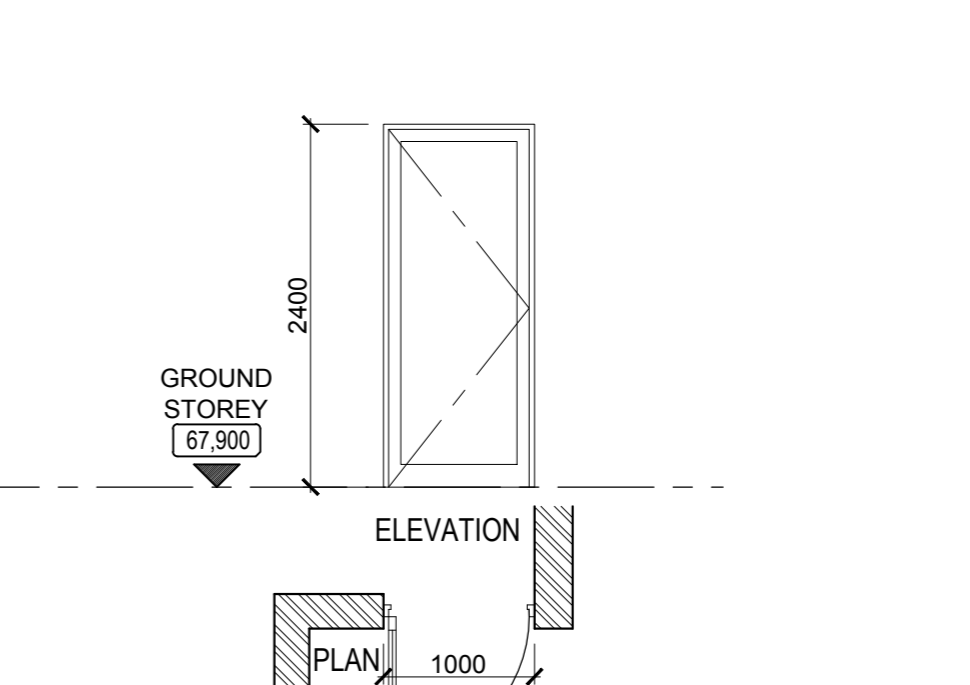

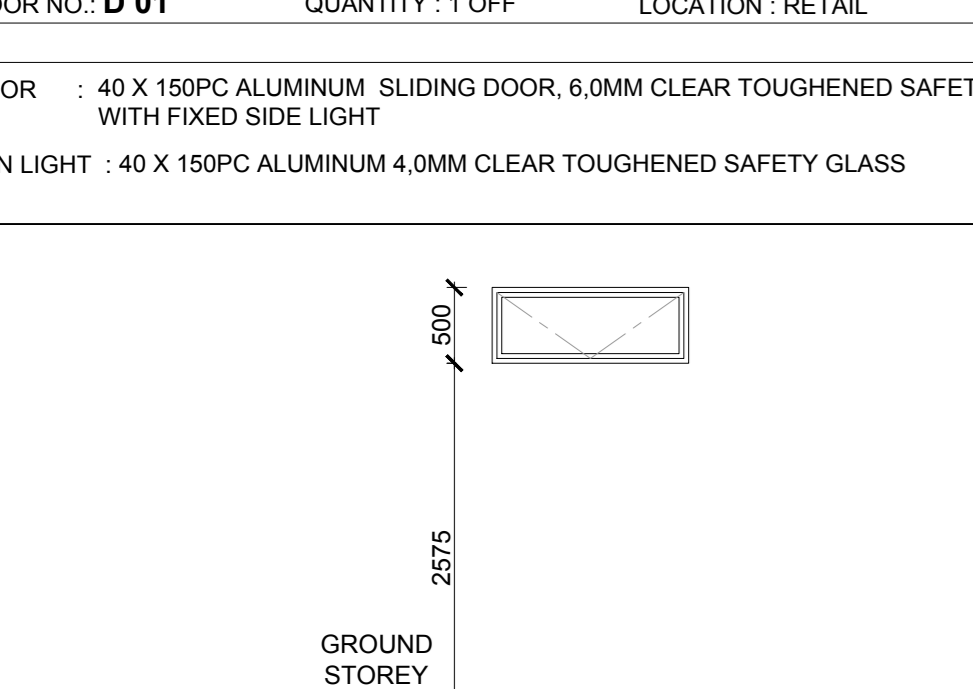
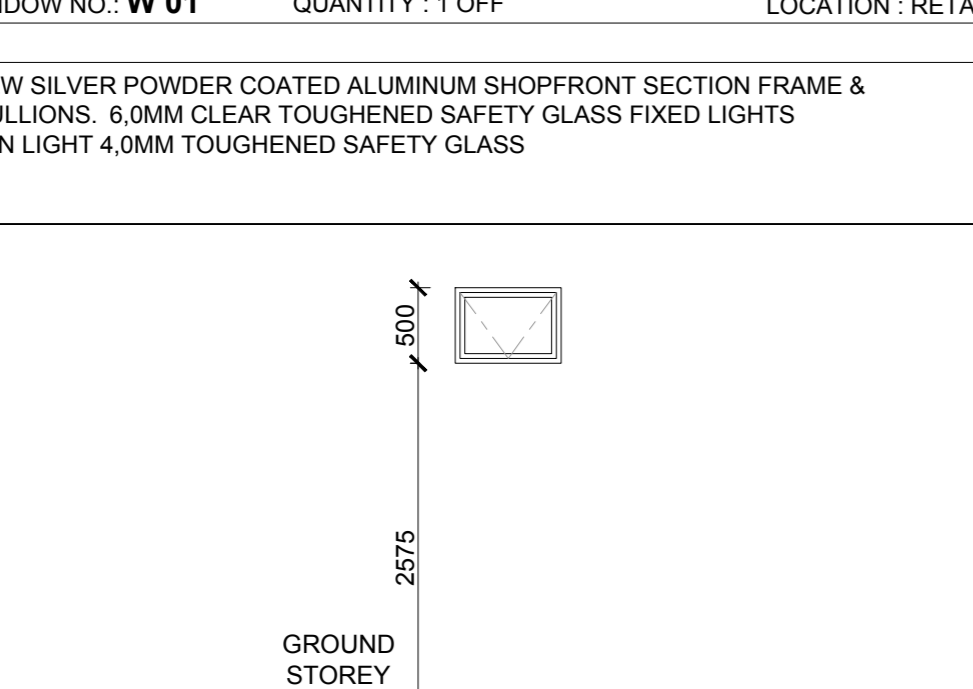
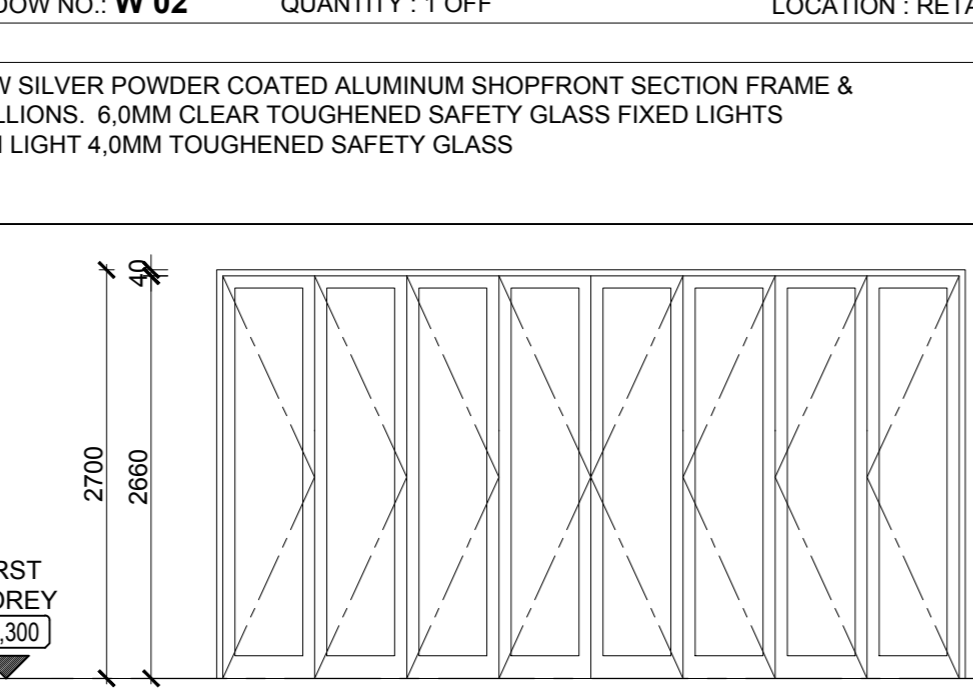
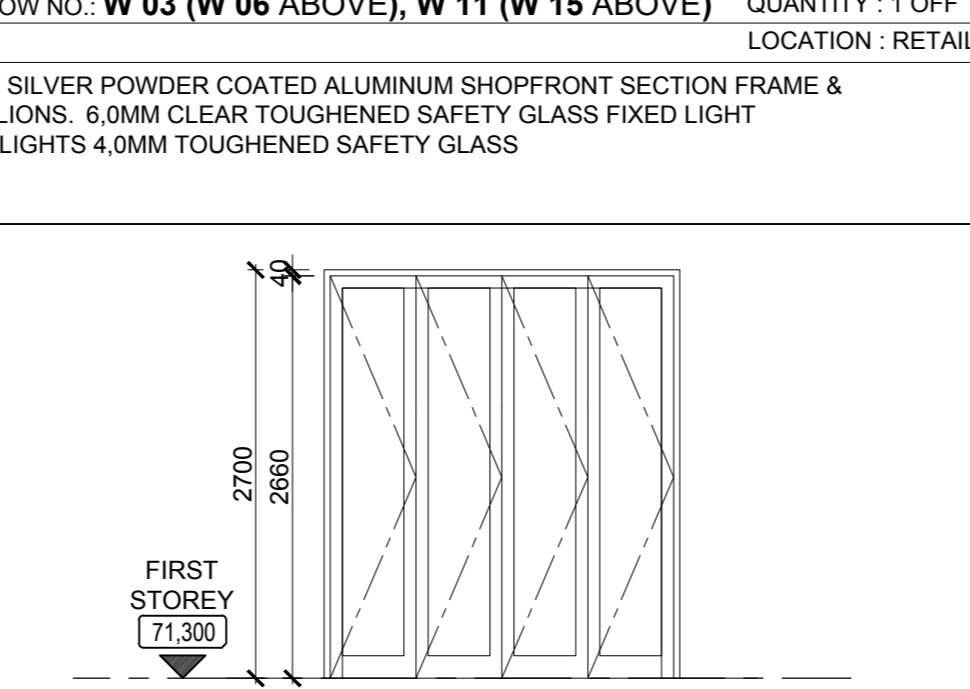
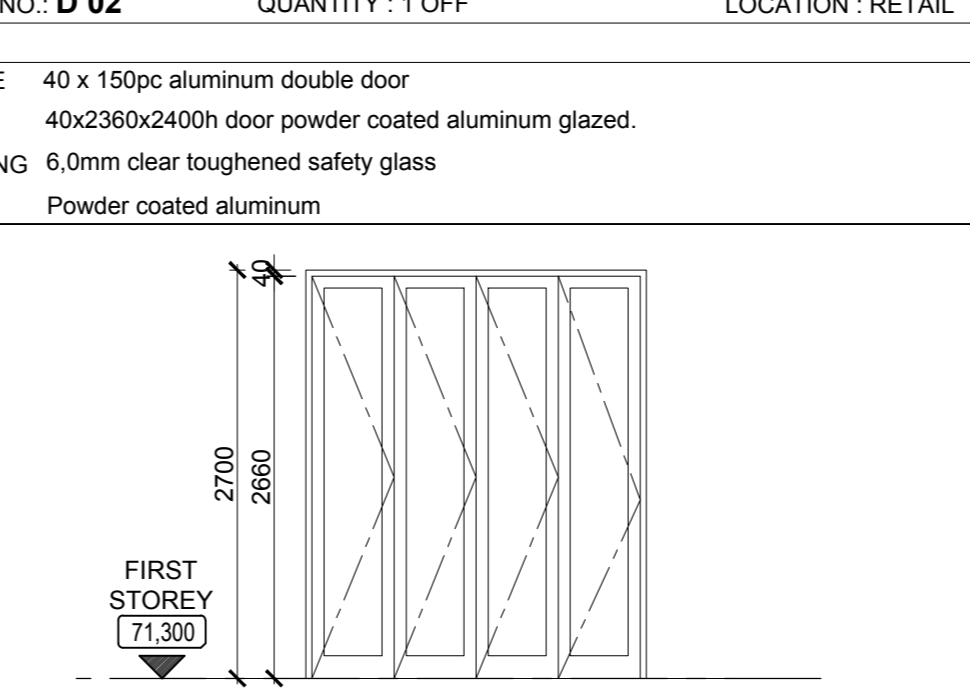
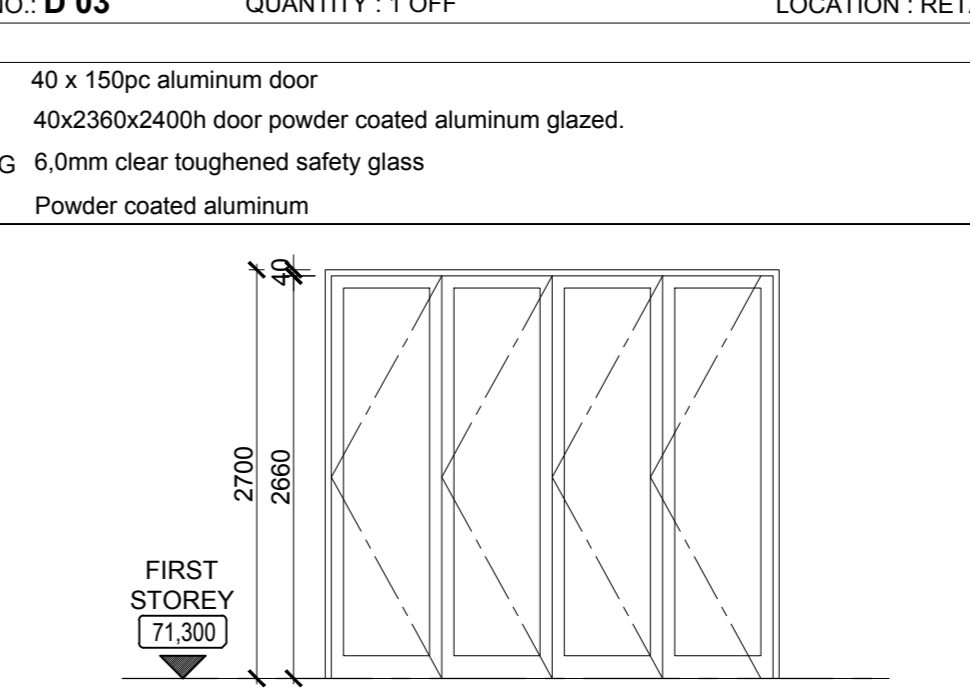
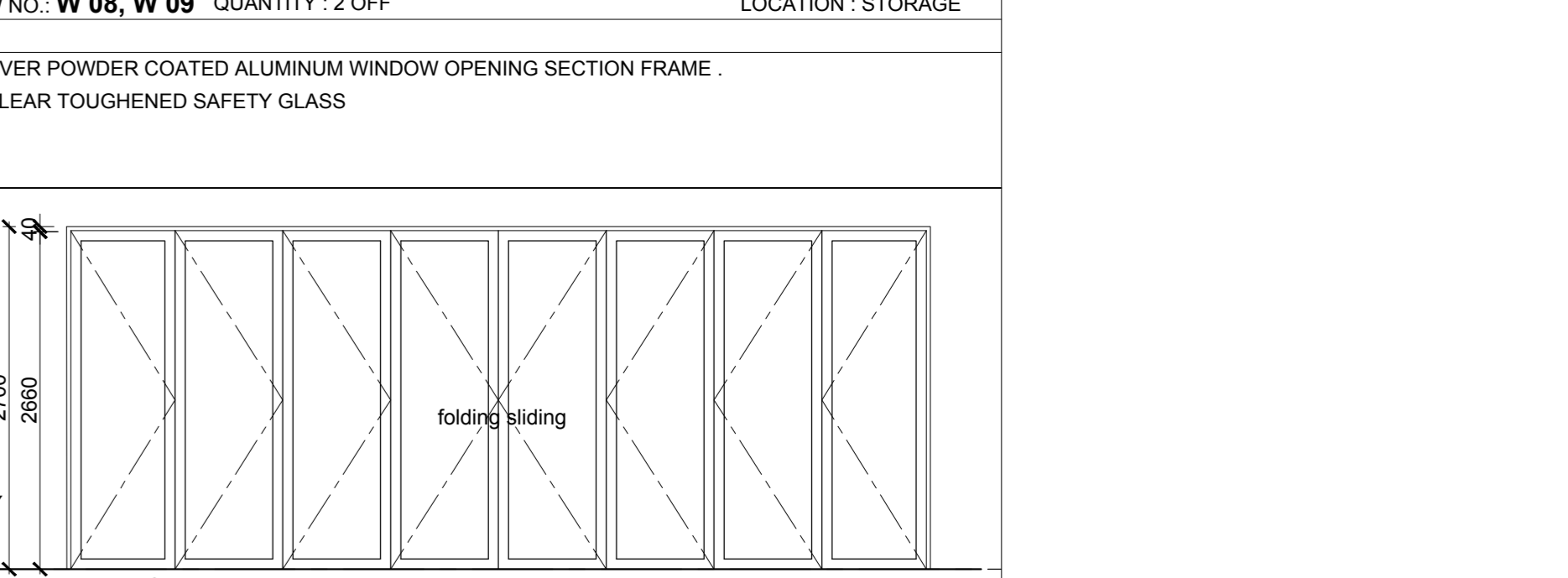
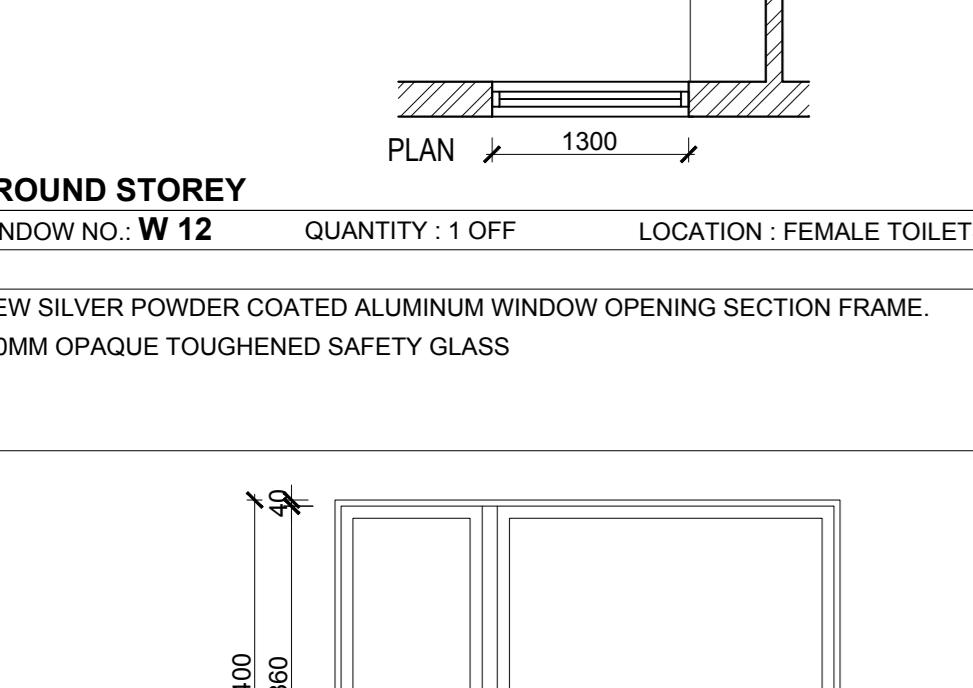
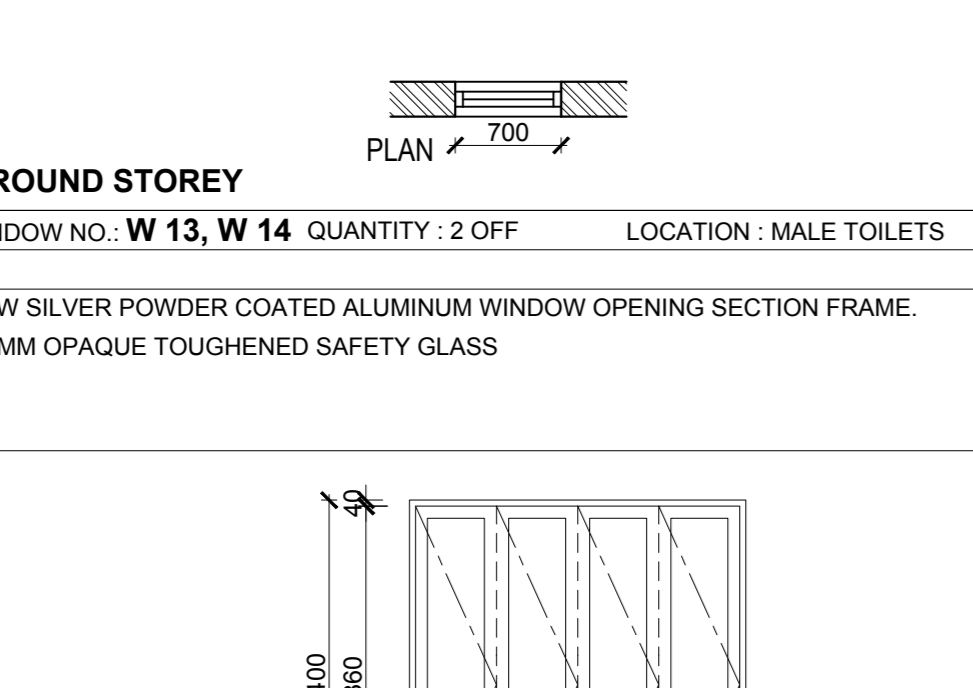
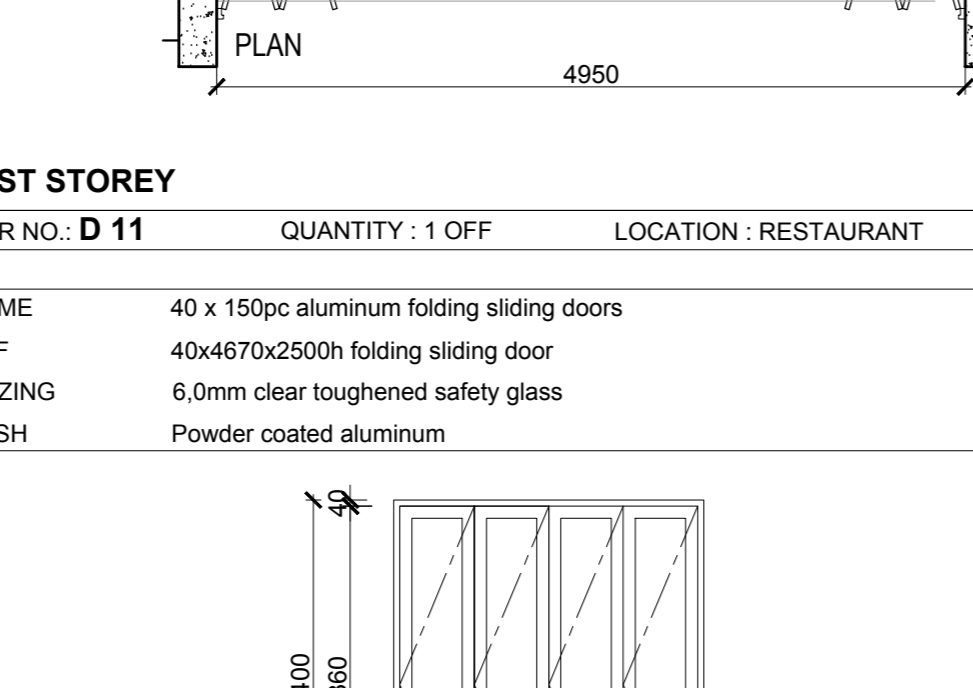
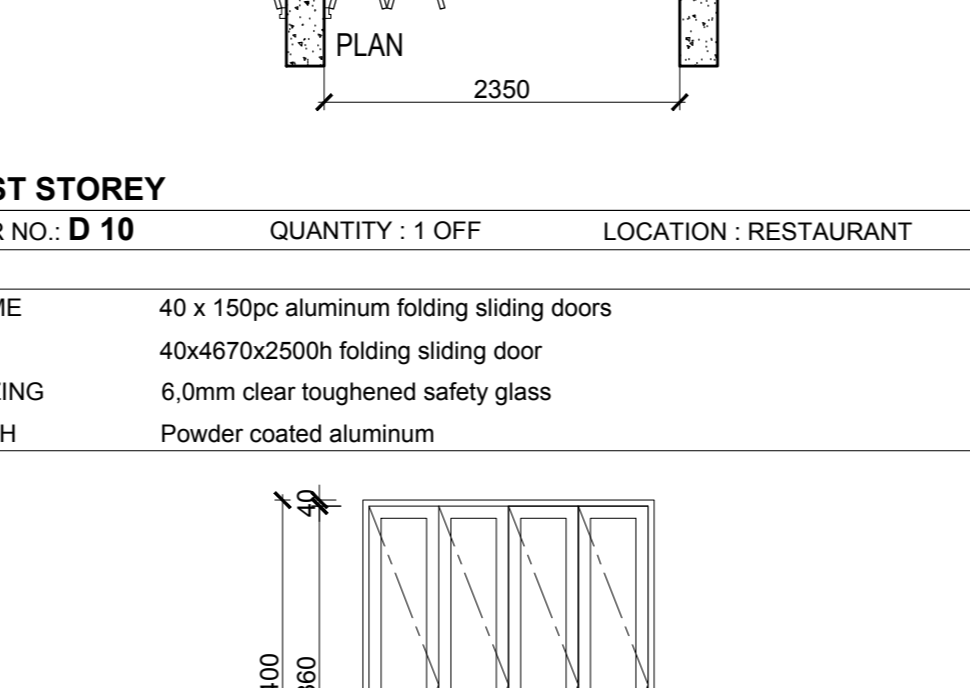
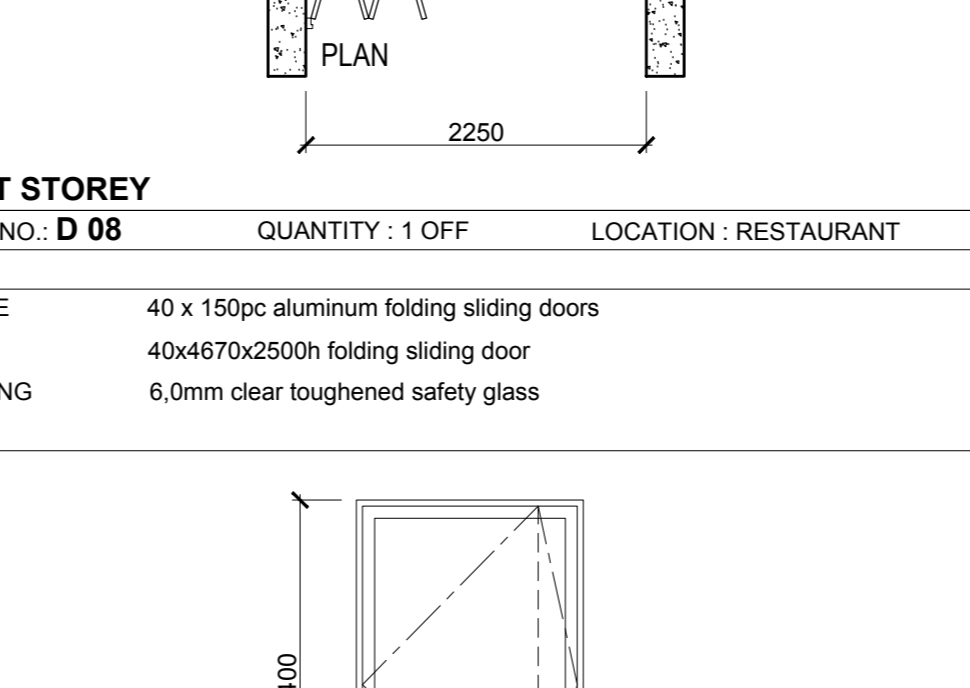
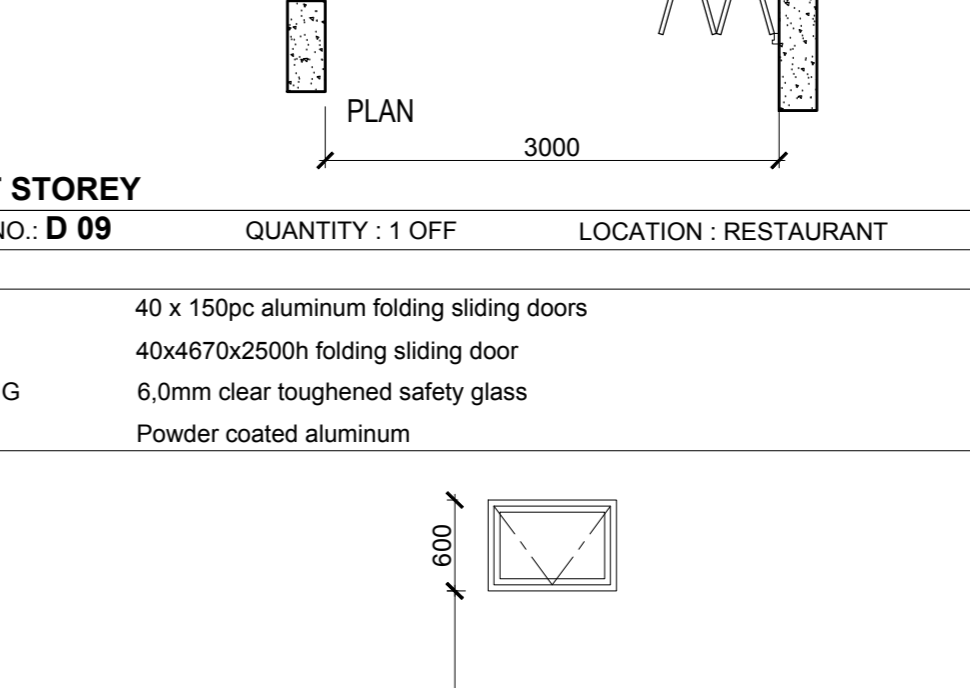
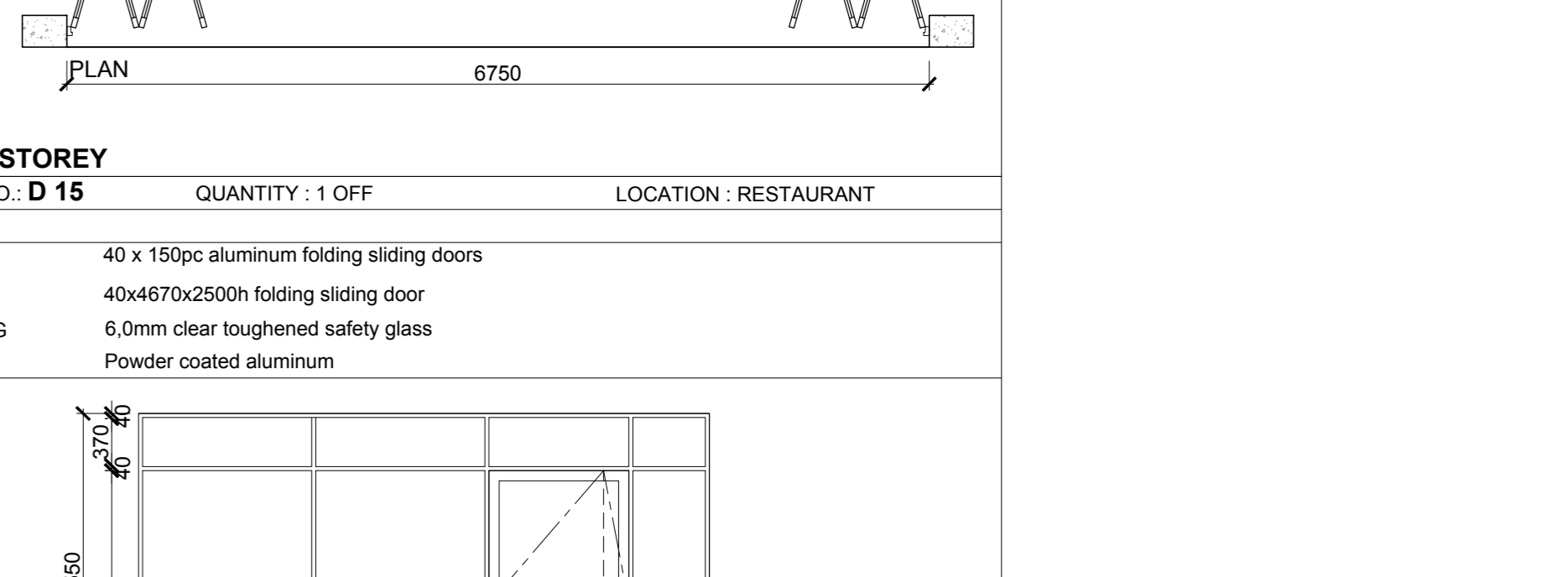
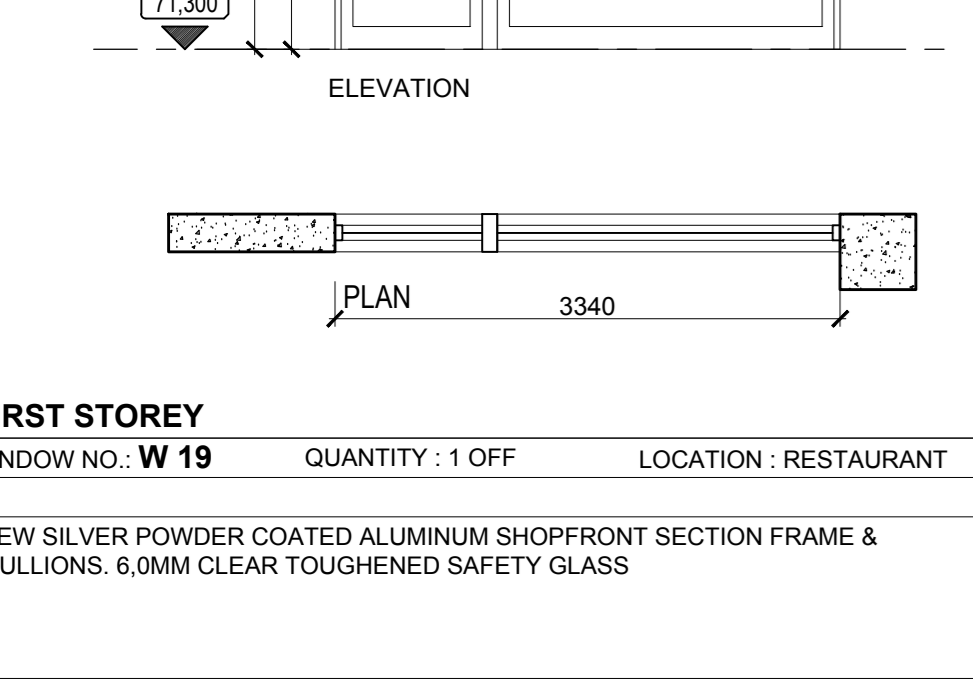
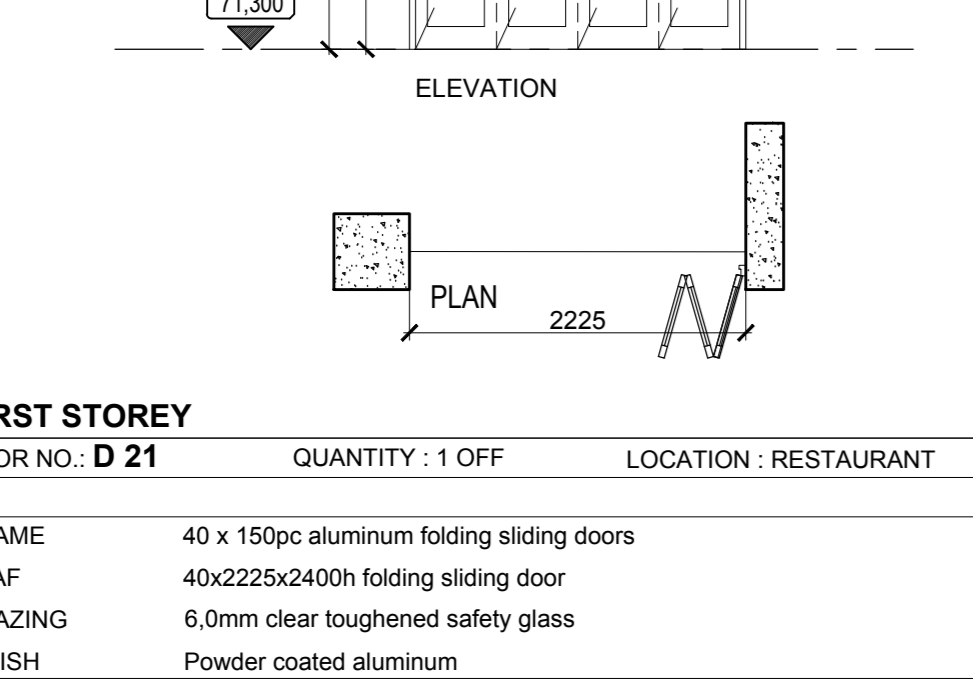
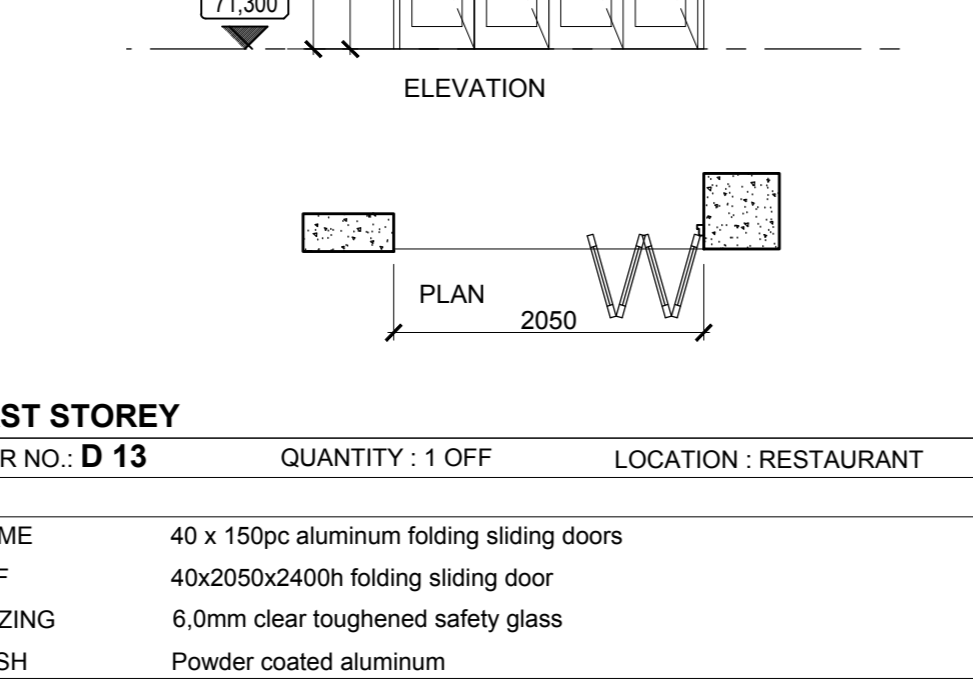
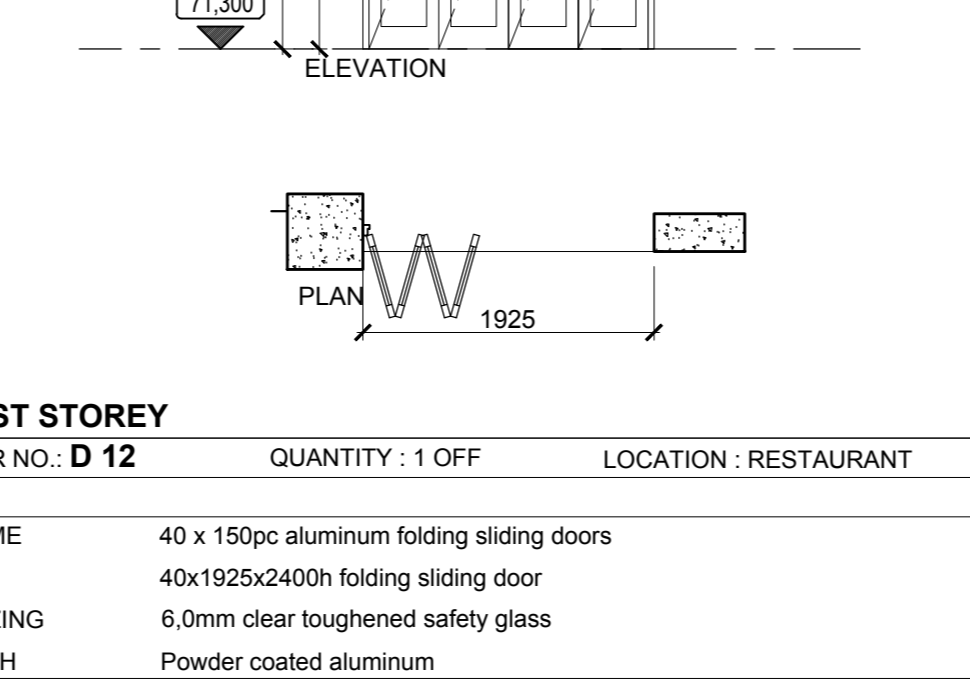
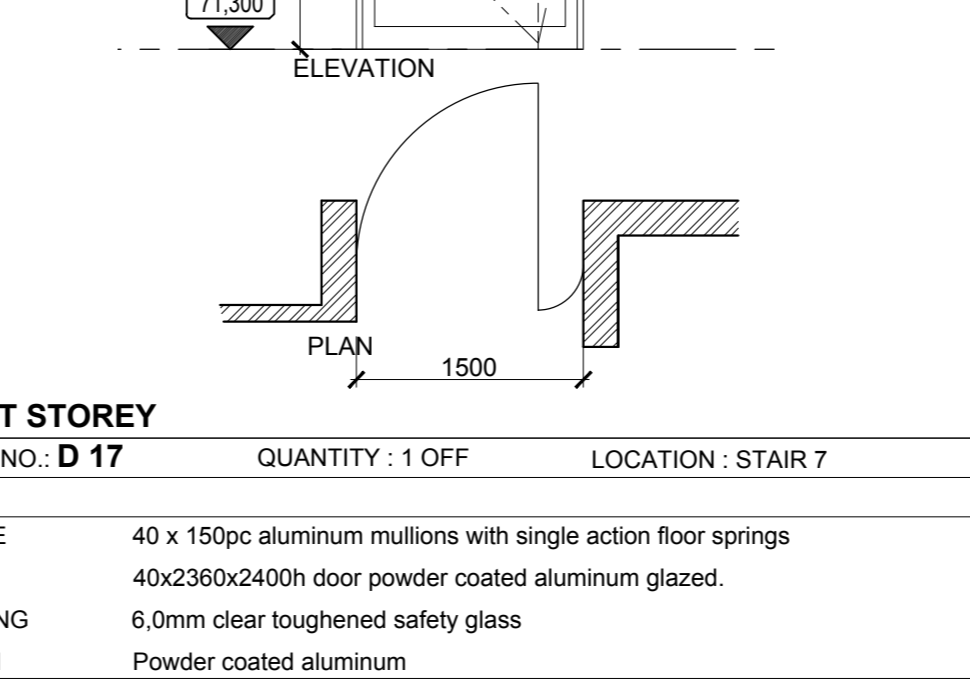
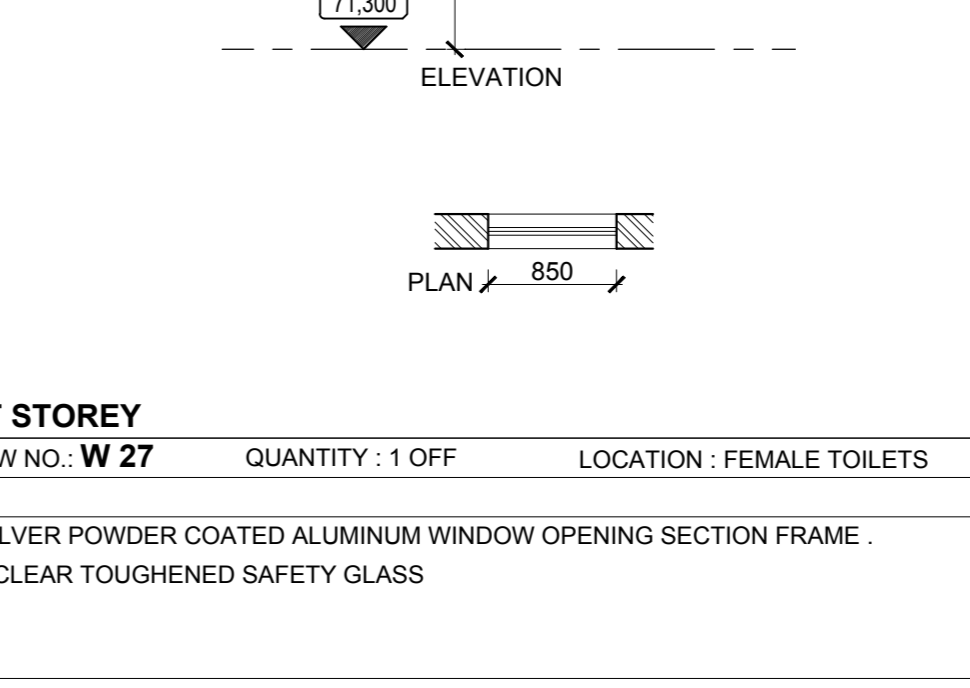
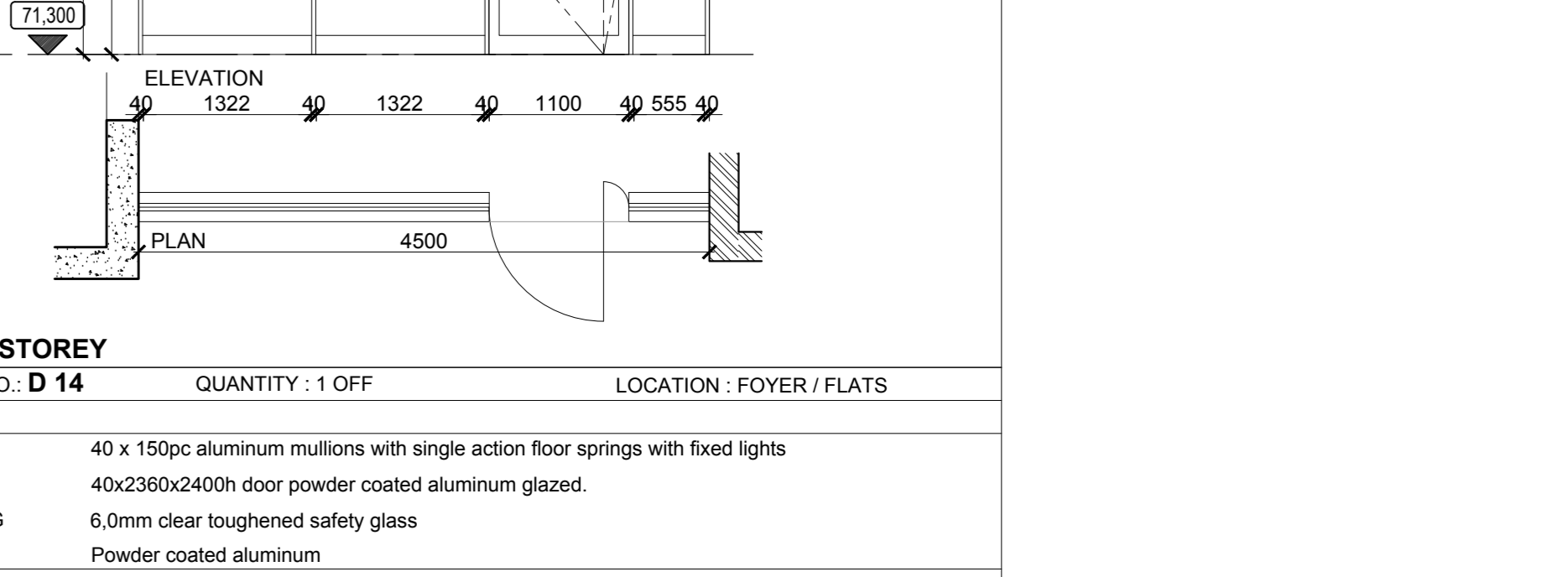
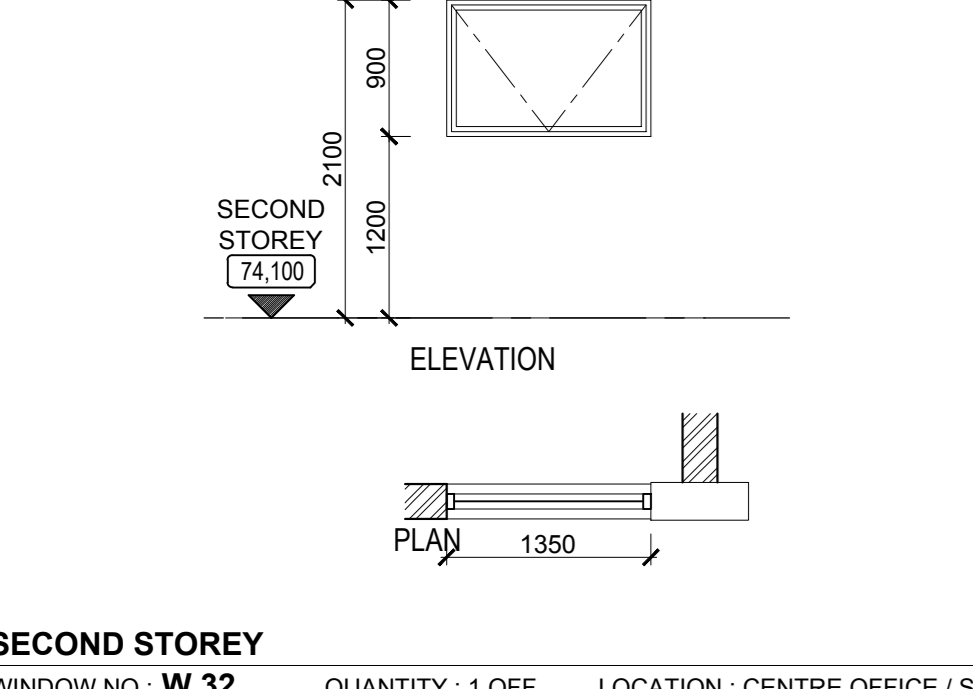
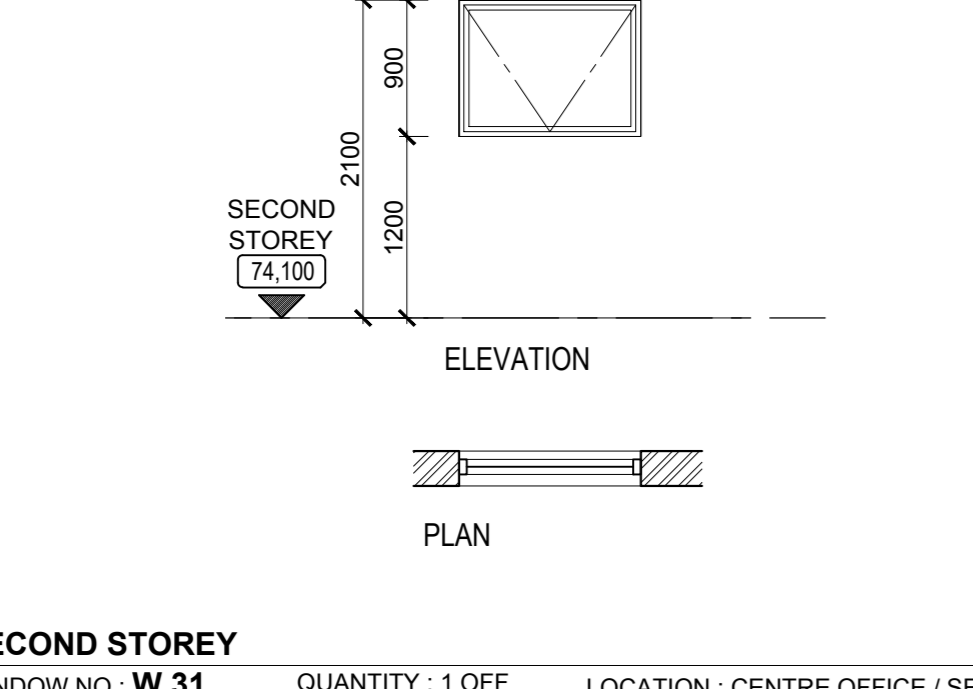
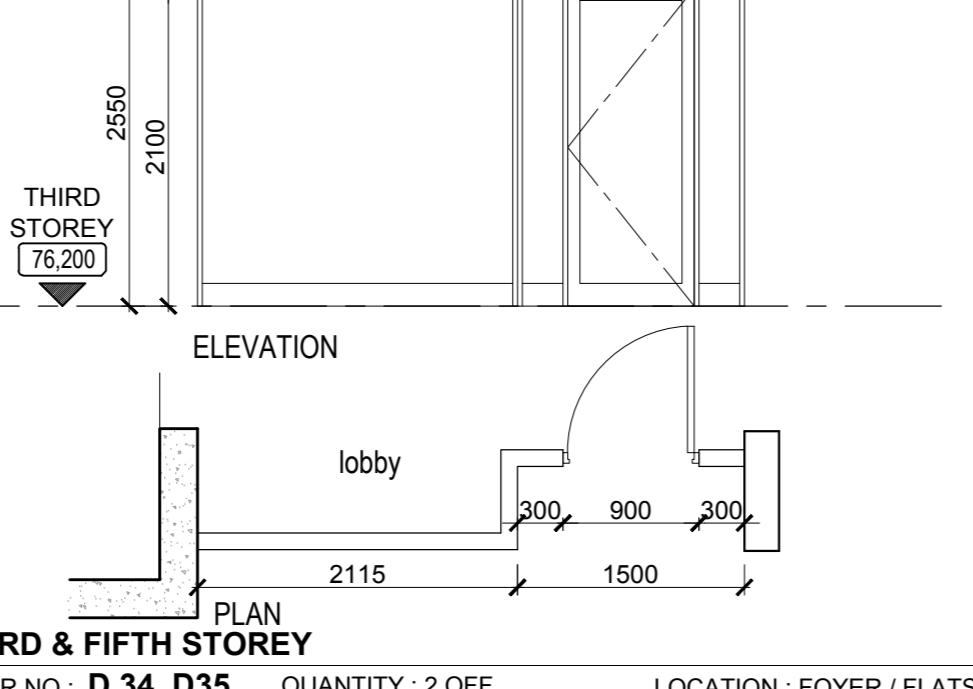
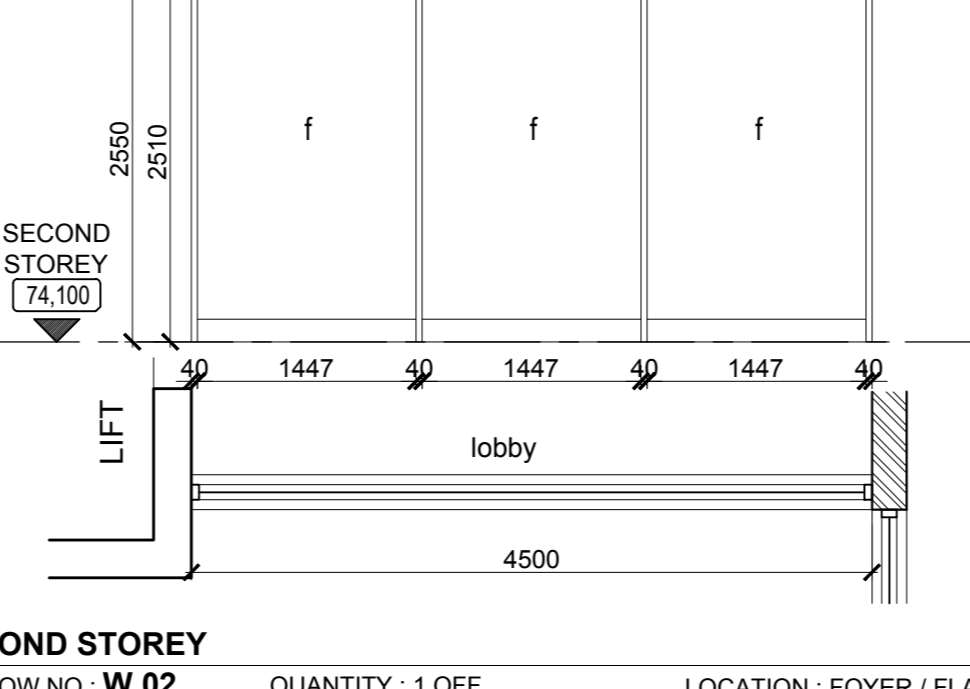
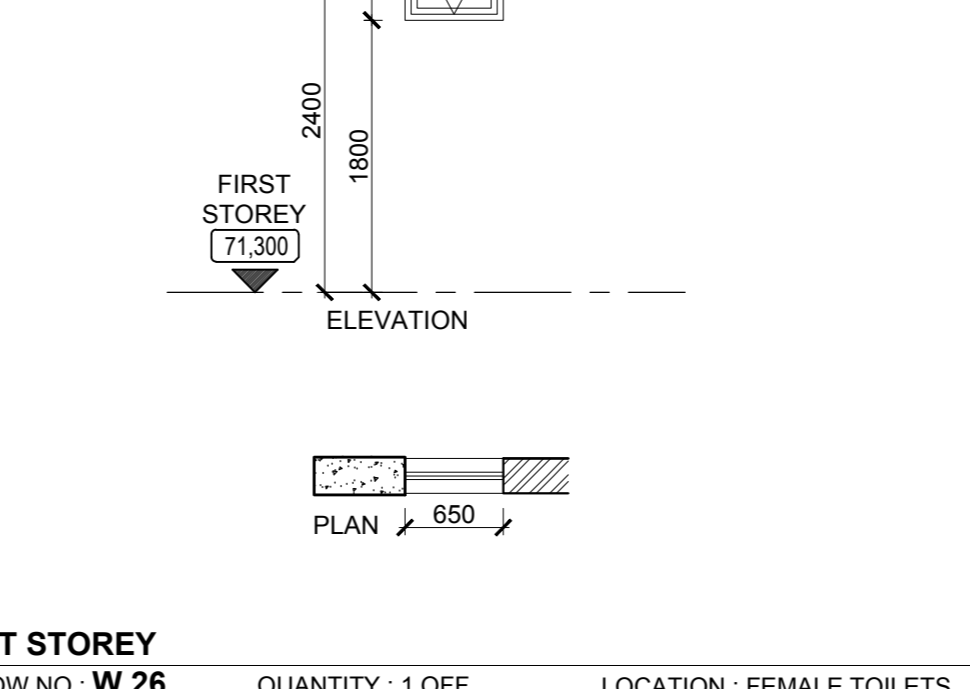
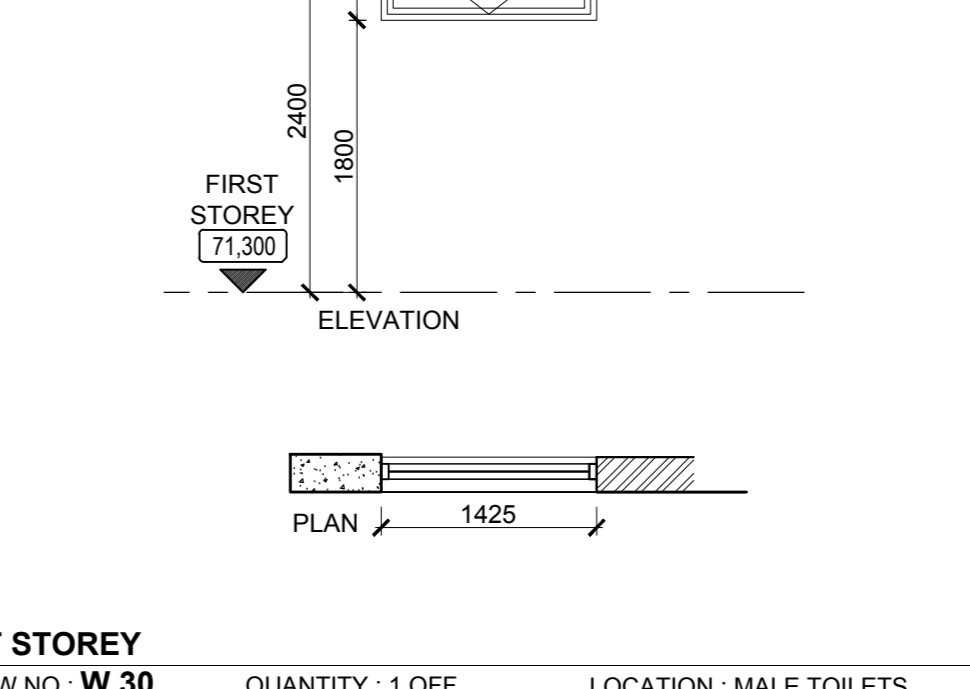
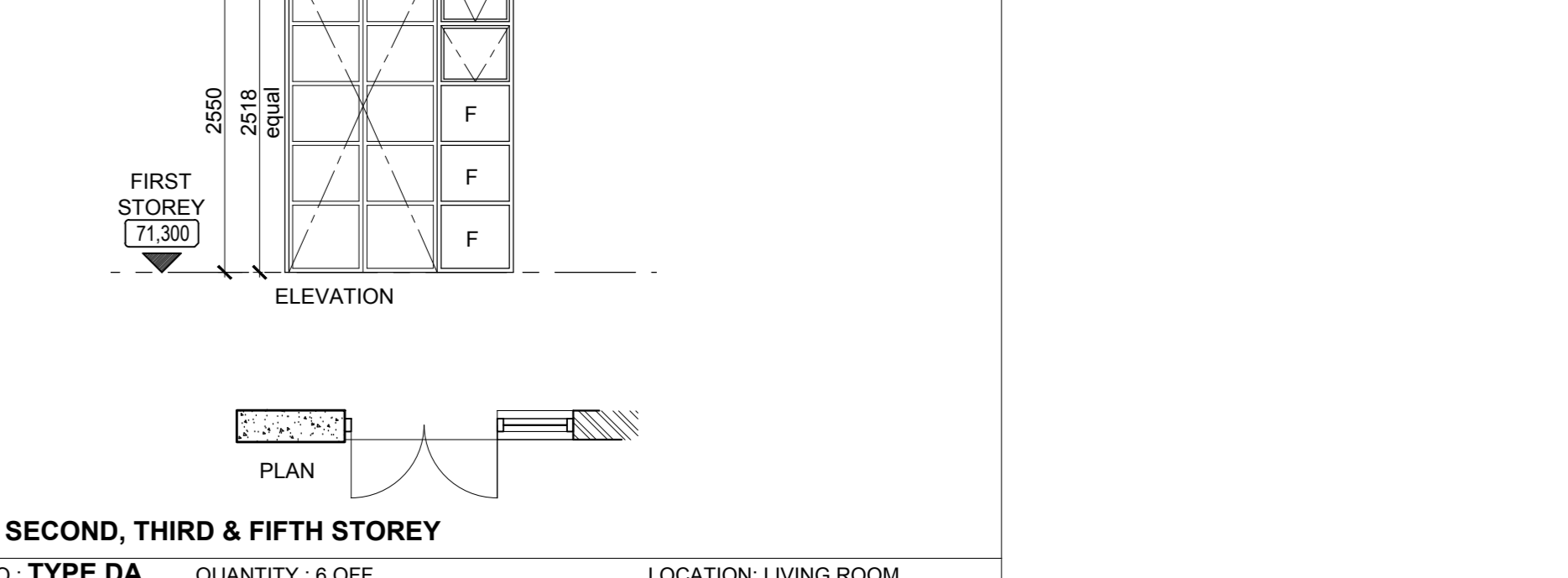
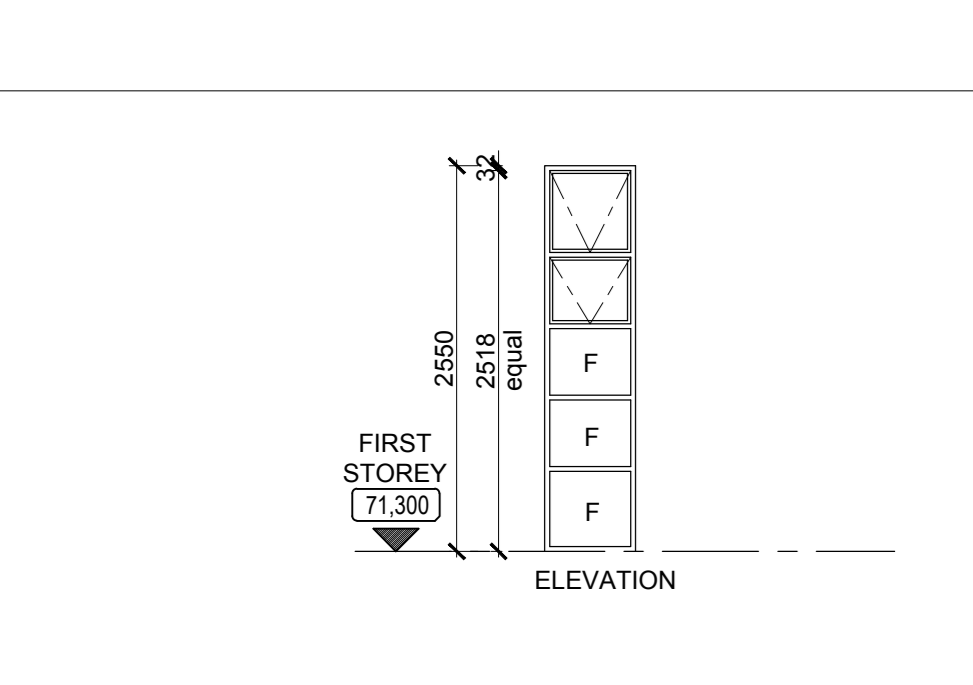
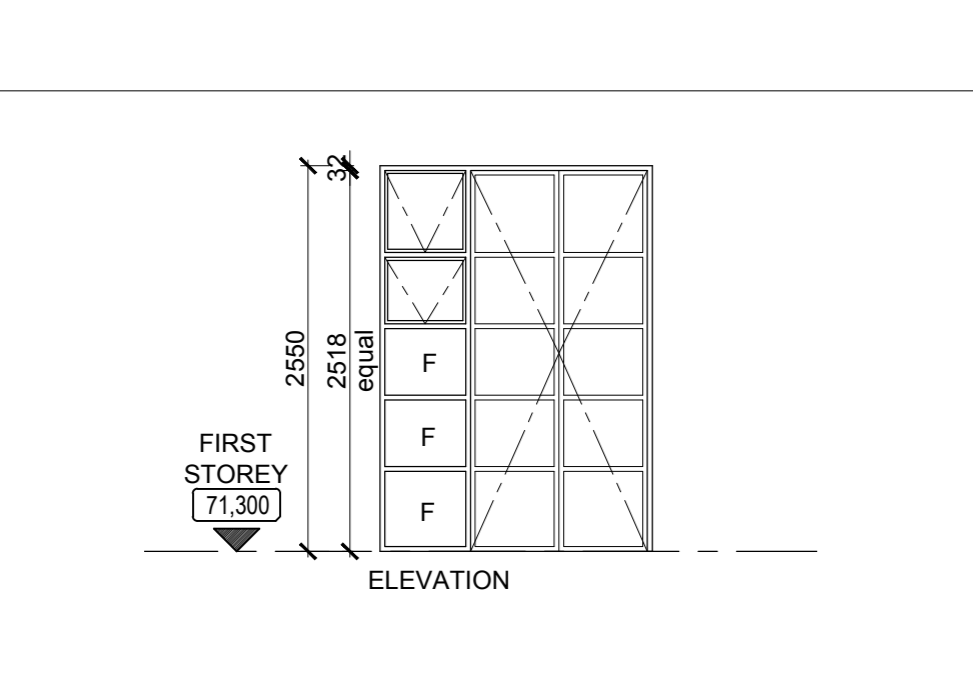
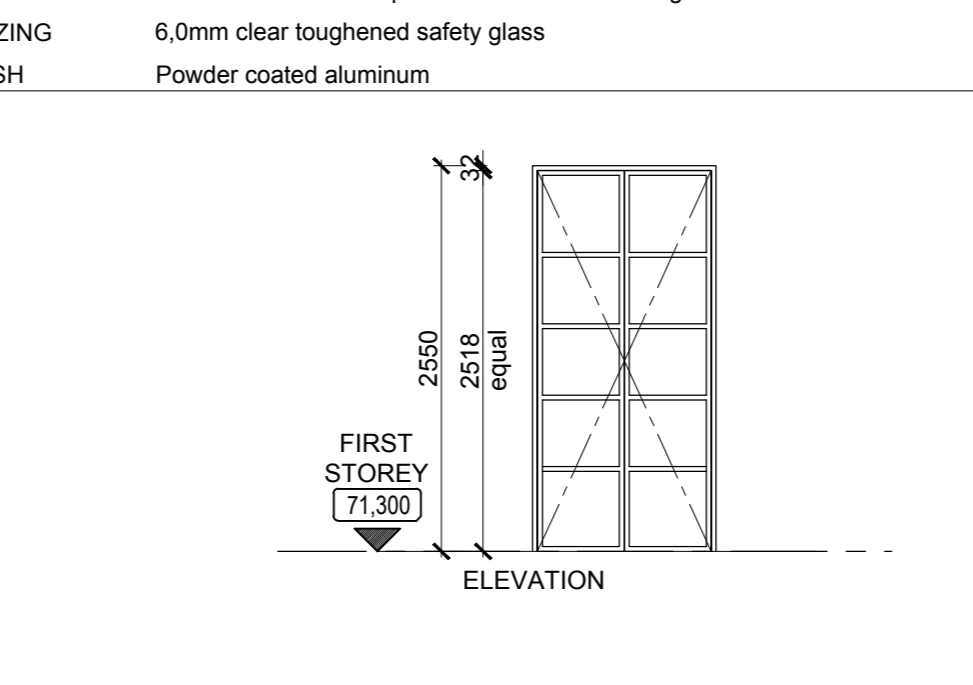
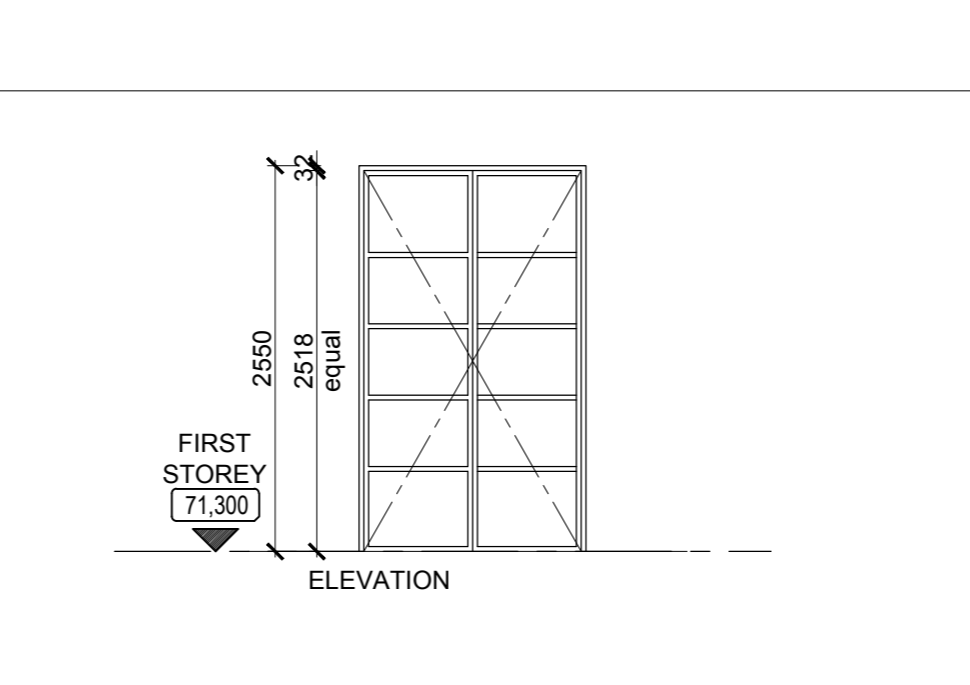
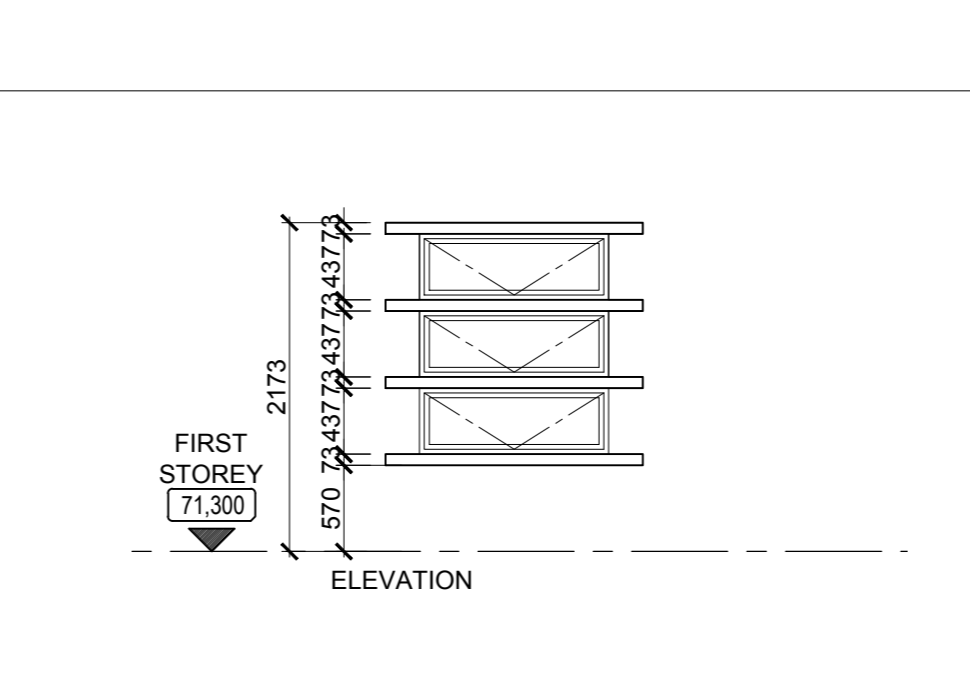
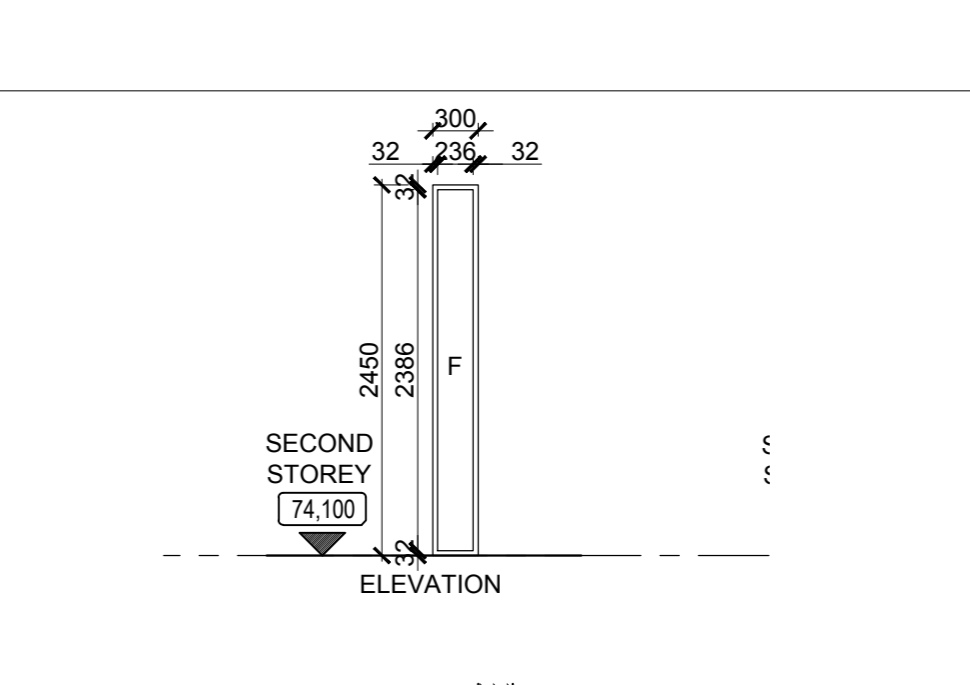
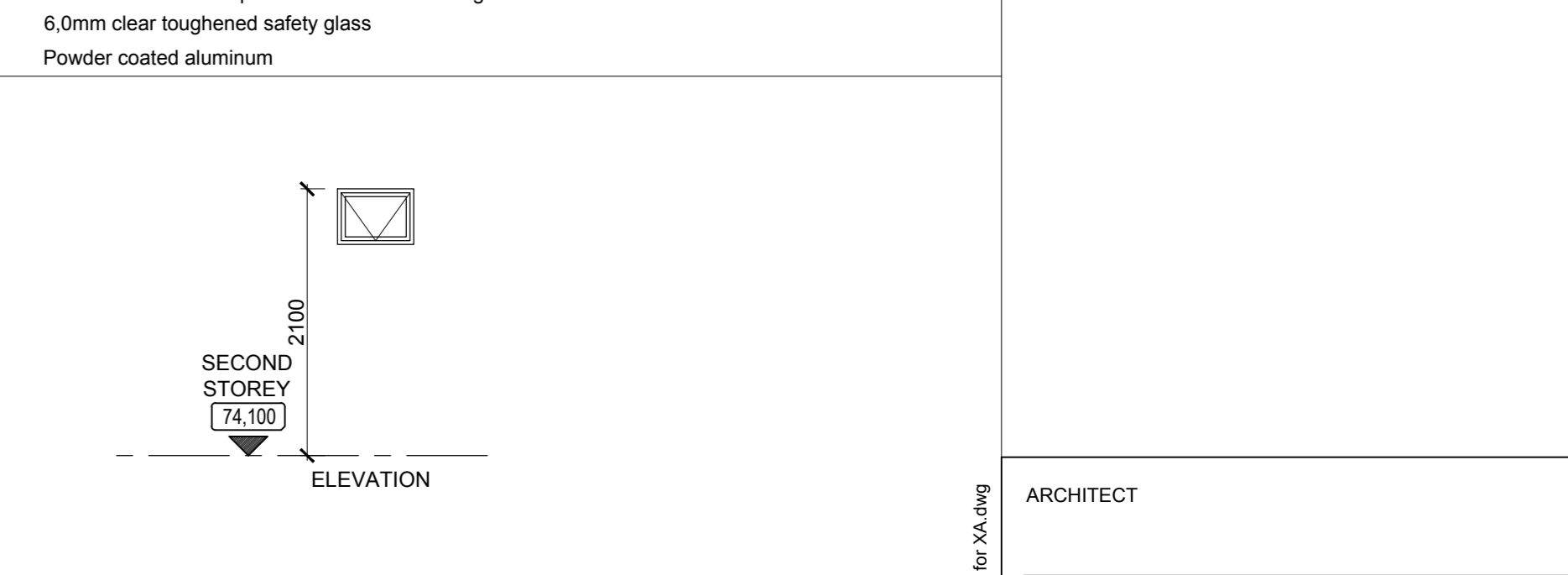
 <p>GROUND STOREY DOOR NO.: D 01 QUANTITY: 1 OFF LOCATION: RETAIL</p>	 <p>GROUND STOREY WINDOW NO.: W 01 QUANTITY: 1 OFF LOCATION: RETAIL</p>	 <p>GROUND STOREY WINDOW NO.: W 02 QUANTITY: 1 OFF LOCATION: RETAIL</p>	 <p>GROUND STOREY WINDOW NO.: W 03 (W 06 ABOVE), W 11 (W 15 ABOVE) QUANTITY: 1 OFF LOCATION: RETAIL</p>	 <p>GROUND STOREY DOOR NO.: D 02 QUANTITY: 1 OFF LOCATION: RETAIL</p>	 <p>GROUND STOREY DOOR NO.: D 03 QUANTITY: 1 OFF LOCATION: RETAIL</p>	 <p>GROUND STOREY WINDOW NO.: W 08, W 09 QUANTITY: 2 OFF LOCATION: STORAGE</p>
<p>DOOR : 40 X 150PC ALUMINUM SLIDING DOOR, 6.0MM CLEAR TOUGHENED SAFETY GLASS WITH FIXED SIDE LIGHT FAN LIGHT : 40 X 150PC ALUMINUM 4.0MM CLEAR TOUGHENED SAFETY GLASS</p> <p>NEW SILVER POWDER COATED ALUMINUM SHOPFRONT SECTION FRAME & MULLIONS. 6.0MM CLEAR TOUGHENED SAFETY GLASS FIXED LIGHTS FAN LIGHT 4.0MM TOUGHENED SAFETY GLASS</p> <p>NEW SILVER POWDER COATED ALUMINUM SHOPFRONT SECTION FRAME & MULLIONS. 6.0MM CLEAR TOUGHENED SAFETY GLASS FIXED LIGHTS FAN LIGHTS 4.0MM TOUGHENED SAFETY GLASS</p> <p>NEW SILVER POWDER COATED ALUMINUM SHOPFRONT SECTION FRAME & MULLIONS. 6.0MM CLEAR TOUGHENED SAFETY GLASS FIXED LIGHT FAN LIGHTS 4.0MM TOUGHENED SAFETY GLASS</p> <p>FRAME 40 x 150pc aluminum double door LEAF 40x2360x2400h door powder coated aluminum glazed. GLAZING 6.0mm clear toughened safety glass FINISH Powder coated aluminum</p> <p>FRAME 40 x 150pc aluminum door LEAF 40x2360x2400h door powder coated aluminum glazed. GLAZING 6.0mm clear toughened safety glass FINISH Powder coated aluminum</p> <p>NEW SILVER POWDER COATED ALUMINUM WINDOW OPENING SECTION FRAME . 4.0MM CLEAR TOUGHENED SAFETY GLASS</p>						
 <p>GROUND STOREY WINDOW NO.: W 12 QUANTITY: 1 OFF LOCATION: FEMALE TOILETS</p>	 <p>GROUND STOREY WINDOW NO.: W 13, W 14 QUANTITY: 2 OFF LOCATION: MALE TOILETS</p>	 <p>FIRST STOREY DOOR NO.: D 11 QUANTITY: 1 OFF LOCATION: RESTAURANT</p>	 <p>FIRST STOREY DOOR NO.: D 10 QUANTITY: 1 OFF LOCATION: RESTAURANT</p>	 <p>FIRST STOREY DOOR NO.: D 08 QUANTITY: 1 OFF LOCATION: RESTAURANT</p>	 <p>FIRST STOREY DOOR NO.: D 09 QUANTITY: 1 OFF LOCATION: RESTAURANT</p>	 <p>FIRST STOREY DOOR NO.: D 15 QUANTITY: 1 OFF LOCATION: RESTAURANT</p>
<p>NEW SILVER POWDER COATED ALUMINUM WINDOW OPENING SECTION FRAME. 4.0MM OPAQUE TOUGHENED SAFETY GLASS</p> <p>NEW SILVER POWDER COATED ALUMINUM WINDOW OPENING SECTION FRAME. 4.0MM OPAQUE TOUGHENED SAFETY GLASS</p> <p>FRAME 40 x 150pc aluminum folding sliding doors LEAF 40x4670x2500h folding sliding door GLAZING 6.0mm clear toughened safety glass FINISH Powder coated aluminum</p> <p>FRAME 40 x 150pc aluminum folding sliding doors LEAF 40x4670x2500h folding sliding door GLAZING 6.0mm clear toughened safety glass FINISH Powder coated aluminum</p> <p>FRAME 40 x 150pc aluminum folding sliding doors LEAF 40x4670x2500h folding sliding door GLAZING 6.0mm clear toughened safety glass FINISH Powder coated aluminum</p> <p>FRAME 40 x 150pc aluminum folding sliding doors LEAF 40x4670x2500h folding sliding door GLAZING 6.0mm clear toughened safety glass FINISH Powder coated aluminum</p> <p>FRAME 40 x 150pc aluminum folding sliding doors LEAF 40x4670x2500h folding sliding door GLAZING 6.0mm clear toughened safety glass FINISH Powder coated aluminum</p> <p>FRAME 40 x 150pc aluminum folding sliding doors LEAF 40x4670x2500h folding sliding door GLAZING 6.0mm clear toughened safety glass FINISH Powder coated aluminum</p>						
 <p>FIRST STOREY WINDOW NO.: W 19 QUANTITY: 1 OFF LOCATION: RESTAURANT</p>	 <p>FIRST STOREY DOOR NO.: D 21 QUANTITY: 1 OFF LOCATION: RESTAURANT</p>	 <p>FIRST STOREY DOOR NO.: D 13 QUANTITY: 1 OFF LOCATION: RESTAURANT</p>	 <p>FIRST STOREY DOOR NO.: D 12 QUANTITY: 1 OFF LOCATION: RESTAURANT</p>	 <p>FIRST STOREY DOOR NO.: D 17 QUANTITY: 1 OFF LOCATION: STAIR 7</p>	 <p>FIRST STOREY WINDOW NO.: W 27 QUANTITY: 1 OFF LOCATION: FEMALE TOILETS</p>	 <p>FIRST STOREY DOOR NO.: D 14 QUANTITY: 1 OFF LOCATION: FOYER / FLATS</p>
<p>NEW SILVER POWDER COATED ALUMINUM SHOPFRONT SECTION FRAME & MULLIONS 6.0MM CLEAR TOUGHENED SAFETY GLASS</p> <p>FRAME 40 x 150pc aluminum folding sliding doors LEAF 40x2360x2400h folding sliding door GLAZING 6.0mm clear toughened safety glass FINISH Powder coated aluminum</p> <p>FRAME 40 x 150pc aluminum folding sliding doors LEAF 40x2360x2400h folding sliding door GLAZING 6.0mm clear toughened safety glass FINISH Powder coated aluminum</p> <p>FRAME 40 x 150pc aluminum folding sliding doors LEAF 40x2360x2400h folding sliding door GLAZING 6.0mm clear toughened safety glass FINISH Powder coated aluminum</p> <p>FRAME 40 x 150pc aluminum folding sliding doors LEAF 40x2360x2400h folding sliding door GLAZING 6.0mm clear toughened safety glass FINISH Powder coated aluminum</p> <p>FRAME 40 x 150pc aluminum folding sliding doors LEAF 40x2360x2400h folding sliding door GLAZING 6.0mm clear toughened safety glass FINISH Powder coated aluminum</p> <p>FRAME 40 x 150pc aluminum folding sliding doors LEAF 40x2360x2400h folding sliding door GLAZING 6.0mm clear toughened safety glass FINISH Powder coated aluminum</p> <p>NEW SILVER POWDER COATED ALUMINUM WINDOW OPENING SECTION FRAME . 4.0MM CLEAR TOUGHENED SAFETY GLASS</p> <p>FRAME 40 x 150pc aluminum mullions with single action floor springs LEAF 40x2360x2400h door powder coated aluminum glazed. GLAZING 6.0mm clear toughened safety glass FINISH Powder coated aluminum</p> <p>NEW SILVER POWDER COATED ALUMINUM WINDOW OPENING SECTION FRAME . 4.0MM CLEAR TOUGHENED SAFETY GLASS</p> <p>FRAME 40 x 150pc aluminum mullions with single action floor springs with fixed lights LEAF 40x2360x2400h door powder coated aluminum glazed. GLAZING 6.0mm clear toughened safety glass FINISH Powder coated aluminum</p>						
 <p>SECOND STOREY WINDOW NO.: W 32 QUANTITY: 1 OFF LOCATION: CENTRE OFFICE / SECURITY</p>	 <p>SECOND STOREY WINDOW NO.: W 31 QUANTITY: 1 OFF LOCATION: CENTRE OFFICE / SECURITY</p>	 <p>THIRD & FIFTH STOREY DOOR NO.: D 34, D 35 QUANTITY: 2 OFF LOCATION: FOYER / FLATS</p>	 <p>SECOND STOREY WINDOW NO.: W 02 QUANTITY: 1 OFF LOCATION: FOYER / FLATS</p>	 <p>FIRST STOREY WINDOW NO.: W 26 QUANTITY: 1 OFF LOCATION: FEMALE TOILETS</p>	 <p>FIRST STOREY WINDOW NO.: W 30 QUANTITY: 1 OFF LOCATION: MALE TOILETS</p>	 <p>FIRST, SECOND, THIRD & FIFTH STOREY DOOR NO.: TYPE DA QUANTITY: 6 OFF LOCATION: LIVING ROOM</p>
<p>NEW SILVER POWDER COATED ALUMINUM WINDOW OPENING SECTION FRAME . 4.0MM CLEAR TOUGHENED SAFETY GLASS</p> <p>NEW SILVER POWDER COATED ALUMINUM WINDOW OPENING SECTION FRAME . 4.0MM CLEAR TOUGHENED SAFETY GLASS</p> <p>FRAME 40 x 150pc aluminum mullions with single action floor springs with fixed lights LEAF 40x2360x2400h door powder coated aluminum glazed. GLAZING 6.0mm clear toughened safety glass FINISH Powder coated aluminum</p> <p>NEW SILVER POWDER COATED ALUMINUM SHOPFRONT SECTION FRAME & MULLIONS. 6.0MM CLEAR TOUGHENED SAFETY GLASS FIXED LIGHTS</p> <p>NEW SILVER POWDER COATED ALUMINUM WINDOW OPENING SECTION FRAME . 4.0MM OPAQUE TOUGHENED SAFETY GLASS</p> <p>NEW SILVER POWDER COATED ALUMINUM WINDOW OPENING SECTION FRAME . 4.0MM OPAQUE TOUGHENED SAFETY GLASS</p> <p>FRAME 40 x 150pc aluminum double doors with sidelight and x2 project out windows LEAF 40x2360x2400h door powder coated aluminum glazed. GLAZING 6.0mm clear toughened safety glass FINISH Powder coated aluminum</p> <p>FRAME 40 x 150pc aluminum double doors with sidelight and x2 project out windows LEAF 40x2360x2400h door powder coated aluminum glazed. GLAZING 6.0mm clear toughened safety glass FINISH Powder coated aluminum</p> <p>FRAME 40 x 150pc aluminum double doors LEAF 40x2360x2400h door powder coated aluminum glazed. GLAZING 6.0mm clear toughened safety glass FINISH Powder coated aluminum</p> <p>FRAME 40 x 150pc aluminum double doors LEAF 40x1500x2550h door powder coated aluminum glazed. GLAZING 6.0mm clear toughened safety glass FINISH Powder coated aluminum</p> <p>NEW SILVER POWDER COATED ALUMINUM WINSLOT WINDOW SECTION FRAME & MULLIONS. 4.0MM CLEAR TOUGHENED SAFETY GLASS</p> <p>NEW SILVER POWDER COATED ALUMINUM WINDOW FIXED SECTION FRAME & MULLIONS. 4.0MM OPAQUE TOUGHENED SAFETY GLASS</p> <p>WINDOW DESCRIPTION NEW SILVER POWDER COATED ALUMINUM WINDOW SECTION FRAME & MULLIONS. 4.0MM OPAQUE TOUGHENED SAFETY GLASS</p>						
 <p>FIRST & SECOND STOREY DOOR NO.: TYPE WA QUANTITY: 8 OFF LOCATION: APARTMENT BEDROOMS</p>	 <p>FIRST, SECOND, THIRD & FIFTH STOREY DOOR NO.: TYPE DB QUANTITY: 14 OFF LOCATION: LIVING ROOM</p>	 <p>FIRST & SECOND STOREY DOOR NO.: TYPE DC QUANTITY: 2 OFF LOCATION: LIVING ROOM</p>	 <p>FIRST & SECOND STOREY DOOR NO.: TYPE DD QUANTITY: 2 OFF LOCATION: LIVING ROOM</p>	 <p>FIRST & SECOND STOREY WINDOW NO.: TYPE WB QUANTITY: 2 OFF LOCATION: LIVING ROOM</p>	 <p>FIRST, SECOND, THIRD, FOURTH, FIFTH & SIXTH STOREY WINDOW NO.: TYPE WC QUANTITY: 12 OFF LOCATION: KITCHEN & BEDROOM</p>	 <p>FIRST & SECOND STOREY WINDOW NO.: TYPE WD QUANTITY: 8 OFF LOCATION: SHOWER ROOM</p>
<p>FRAME 40 x 150pc aluminum window with x2 project out windows GLAZING 6.0mm clear toughened safety glass FINISH Powder coated aluminum</p> <p>FRAME 40 x 150pc aluminum double doors with sidelight and x2 project out windows LEAF 40x2360x2400h door powder coated aluminum glazed. GLAZING 6.0mm clear toughened safety glass FINISH Powder coated aluminum</p> <p>FRAME 40 x 150pc aluminum double doors LEAF 40x2360x2400h door powder coated aluminum glazed. GLAZING 6.0mm clear toughened safety glass FINISH Powder coated aluminum</p> <p>FRAME 40 x 150pc aluminum double doors LEAF 40x1500x2550h door powder coated aluminum glazed. GLAZING 6.0mm clear toughened safety glass FINISH Powder coated aluminum</p> <p>NEW SILVER POWDER COATED ALUMINUM WINSLOT WINDOW SECTION FRAME & MULLIONS. 4.0MM CLEAR TOUGHENED SAFETY GLASS</p> <p>NEW SILVER POWDER COATED ALUMINUM WINDOW FIXED SECTION FRAME & MULLIONS. 4.0MM OPAQUE TOUGHENED SAFETY GLASS</p> <p>WINDOW DESCRIPTION NEW SILVER POWDER COATED ALUMINUM WINDOW SECTION FRAME & MULLIONS. 4.0MM OPAQUE TOUGHENED SAFETY GLASS</p>						
 <p>FIRST & SECOND STOREY WINDOW NO.: TYPE WE QUANTITY: 6 OFF LOCATION: KITCHEN</p>	 <p>THIRD & FIFTH STOREY WINDOW NO.: TYPE WF QUANTITY: 4 OFF LOCATION: KITCHEN</p>	 <p>THIRD & FIFTH STOREY WINDOW NO.: TYPE WG QUANTITY: 14 OFF LOCATION: KITCHEN</p>	 <p>FOURTH & SIXTH STOREY WINDOW NO.: TYPE WH QUANTITY: 20 OFF LOCATION: APARTMENTS DOUBLE VOLUME</p>	 <p>FOURTH & SIXTH STOREY WINDOW NO.: TYPE WJ QUANTITY: 4 OFF LOCATION: BEDROOM</p>	 <p>FOURTH & SIXTH STOREY WINDOW NO.: TYPE WK QUANTITY: 16 OFF LOCATION: DRESSING & SHOWER RM</p>	 <p>FOURTH & SIXTH STOREY WINDOW NO.: TYPE WL QUANTITY: 4 OFF LOCATION: SHOWER ROOM</p>
<p>NEW SILVER POWDER COATED ALUMINUM WINDOW OPENING SECTION FRAME . 4.0MM CLEAR TOUGHENED SAFETY GLASS</p> <p>NEW SILVER POWDER COATED ALUMINUM WINSLOT WINDOW SECTION FRAME & MULLIONS. 4.0MM CLEAR TOUGHENED SAFETY GLASS</p> <p>NEW SILVER POWDER COATED ALUMINUM WINDOW SECTION FRAME & MULLIONS. 4.0MM CLEAR TOUGHENED SAFETY GLASS</p> <p>NEW SILVER POWDER COATED ALUMINUM WINDOW OPENING SECTION FRAME & MULLIONS. 4.0MM CLEAR TOUGHENED SAFETY GLASS</p> <p>NEW SILVER POWDER COATED ALUMINUM WINSLOT WINDOW OPENING SECTION FRAME & MULLIONS. 4.0MM OPAQUE TOUGHENED SAFETY GLASS</p> <p>NEW SILVER POWDER COATED ALUMINUM WINDOW OPENING SECTION FRAME & MULLIONS. 4.0MM OPAQUE TOUGHENED SAFETY GLASS</p> <p>NEW SILVER POWDER COATED ALUMINUM WINDOW SECTION FRAME & MULLIONS. 4.0MM OPAQUE TOUGHENED SAFETY GLASS</p>						

ARCHITECT
REG. NO.: Pr. Arch 2661 PATRICIA EMMETT
OWNER

PROJECT:
272 - 276 FLORIDA ROAD
NEW RETAIL, OFFICES & DUPLEX FLATS
FOR
DESIGNER STUDIO INVESTMENTS (PTY)LTD
ON PORTION 5 OF ERF 688 DURBAN

WINDOWS & DOORS SCHEDULE

SCALE - 1:50
DATE - 07-01-2019
DWG. No. - 01605/13
REV. No -

Emmett : Emmett
ARCHITECTS
382 ULIAN NGCHI (WINDERMERE) ROAD, DURBAN 4001.
TEL (031) 312 6498, FAX (031) 303 5229 E-MAIL emmett@emmett.co.za